

SIGN GUIDELINES

PREMIUM MODEL MACHINE

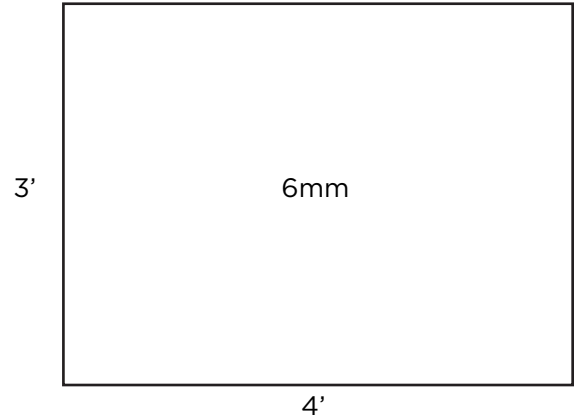
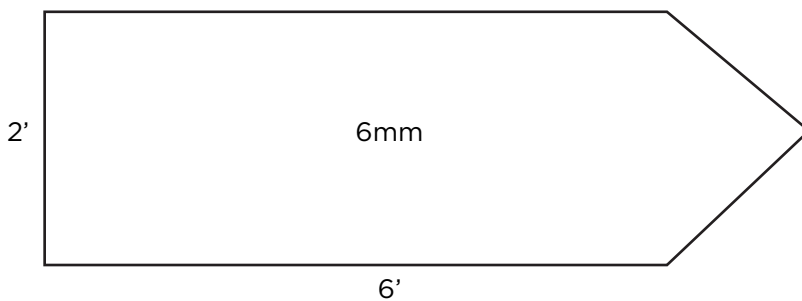
We recommend using signs that are 12 square feet on 6 millimeter coroplast or smaller (each side of the machine). Anything larger and/or heavier can damage the motor over time and will not be covered under warranty. Most sign shops will use 4mm or 10mm coroplast by default. Make sure to specifically request 6mm coroplast. If they do not carry 6mm coroplast in stock, most sign shops can order it from their distributor and should have it available within 48 hours. Below is a size chart to reference when ordering your signs.

DIMENSION

3' x 4'
2' x 6'

MAXIMUM SIZE

6mm
6mm



STANDARD MODEL MACHINE

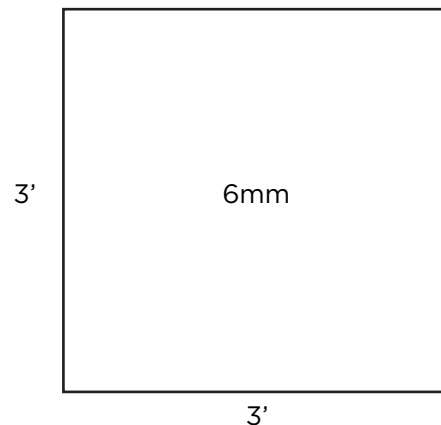
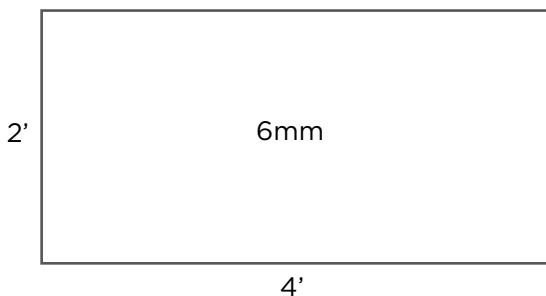
We recommend using signs that are 9 square feet on 4-6 millimeter coroplast or smaller. Anything larger and/or heavier can damage the motor over time and will not be covered under warranty. Most sign shops will use 4mm or 10mm coroplast by default. Make sure to specifically request 6mm coroplast. If they do not carry 6mm coroplast in stock, most sign shops can order it from their distributor and should have it available within 48 hours. Below is a size chart to reference when ordering your signs.

DIMENSION

2' x 4'
3' x 3'

MAXIMUM SIZE

6mm
6mm



VELOCITY
SIGNS®
THE ORIGINAL SIGN WAVING MACHINE®